



2023 Capital Budget Overview

February 13, 2023

Brandon Ferguson
Director of Finance/Treasurer

www.Belleville.ca/budget



Capital Budget Process

- The Capital budget is the City's plan for making significant capital expenditures to support city services.
- A capital expenditure will have benefits lasting beyond one year and have a minimum threshold of \$3,000 or as otherwise stipulated in the City's Tangible Capital Asset Policy

Capital Budget Process - the Capital Budget process is outlined in the Budget and Financial Controls Policy.

- Submissions are reviewed to ensure alignment with the Corporations Asset Management Planning and Corporate Infrastructure Plans
- Project list was edited and modified to ensure that the recommended Capital Budget was **manageable financially** as well as **operationally**.



Capital Budget Objectives

ASSET MANAGEMENT PLAN

- Overall City infrastructure is in Good conditions, with selective areas requiring more immediate need for investment for overall condition improvement

Total Asset Valuation (2020)

\$2.3 Billion

**Average Asset Condition
(2020)**

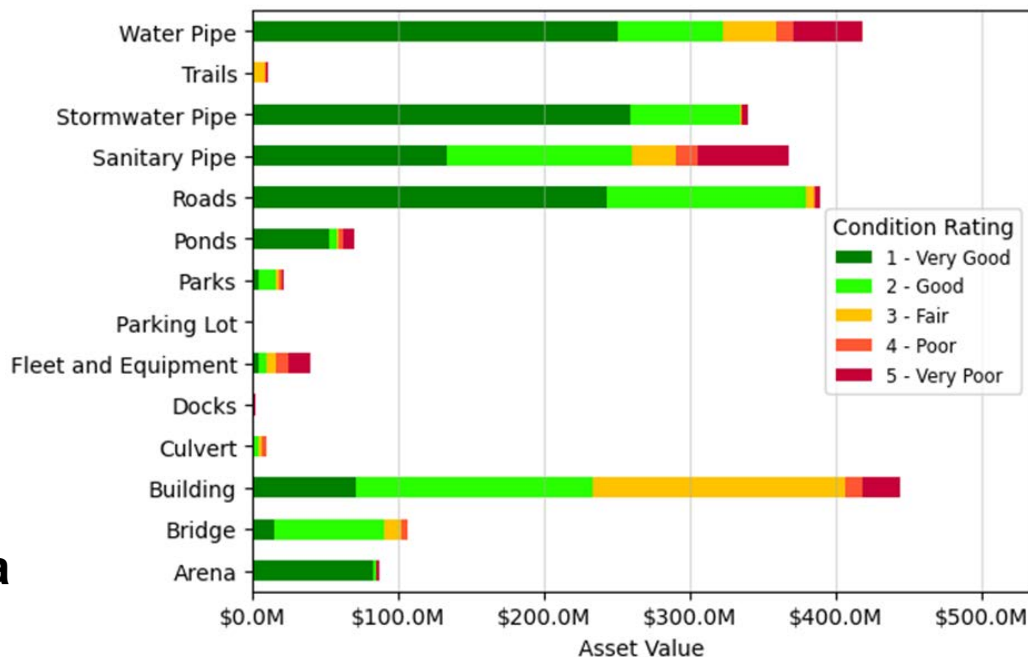
GOOD

**Annual Capital Renewal
Infra Gap (2020)**

\$29.5M

**Annual Capital Growth Infra
Gap (2020)**

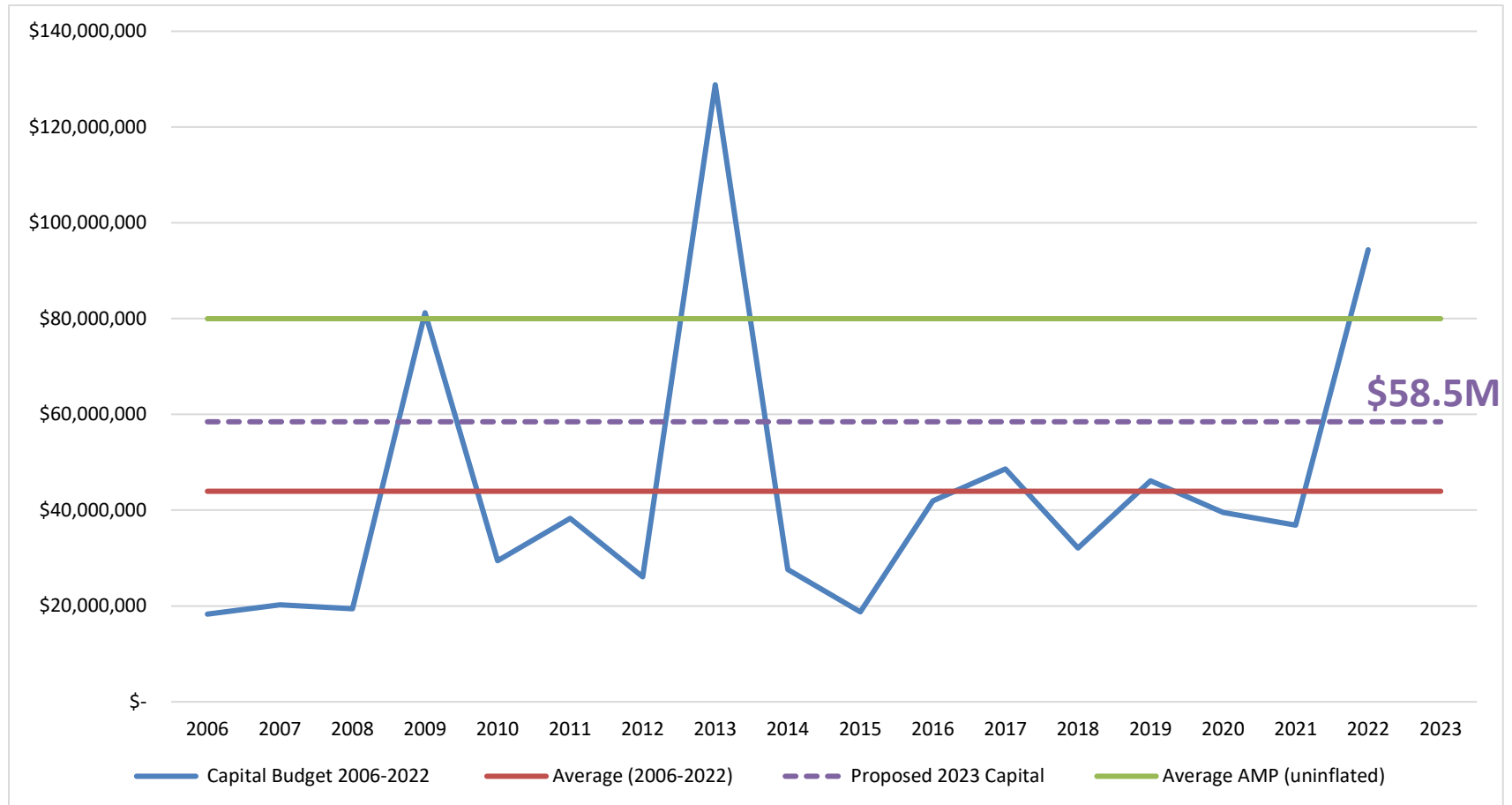
\$25.7M





Capital Budget Objectives

CAPITAL SPENDING





Capital Budget - Highlights

Combined Services Projects

(Road, Roadside, Water, Wastewater, Stormwater)

Category	#	\$
Renewal and Replacement	7	\$5,550,000
New Infrastructure	2	4,500,000
Total Combined Services	9	\$10,050,000

Projects of Significance;

- Sidney St/College intersection *continuation* \$1.5M
- Murney St/Henry St/Rollins Dr/Chelford Cres – *additional funding* \$3.0M
- Old Fairground site redevelopment \$4.0M



Capital Budget - Highlights

Fleet & Equipment Projects

(Various departmental light duty, heavy duty and misc. equipment)

Category	#	\$
Renewal and Replacement	24	\$10,335,000
New Infrastructure	9	2,745,000
Total Combined Services	33	\$13,080,000

Projects of Significance;

- Three (3) Zero Emission Bus replacements \$5.05M
- Fire Fleet Renewal (5)(Pumper, Rescues, Pickups) \$3.36M
- Transportation Services – various fleet expansion (4) \$1.13M



Capital Budget - Highlights

City Facilities & Parks Projects

(Buildings and facilities, parks infrastructure)

Category	#	\$
Renewal and Replacement	16	\$5,460,000
New Infrastructure	11	4,586,000
Total Combined Services	27	\$10,046,000

Projects of Significance;

- Quinte Sports & Wellness Centre renewals \$2.0M
- Harbour renewals \$1.3M
- Parks & Recreation Plan projects (Hillcrest Park, BMX, etc.) \$2.9M



Capital Budget - Highlights

Stormwater, Water and Wastewater Projects

(Pipe infrastructure, Facilities)

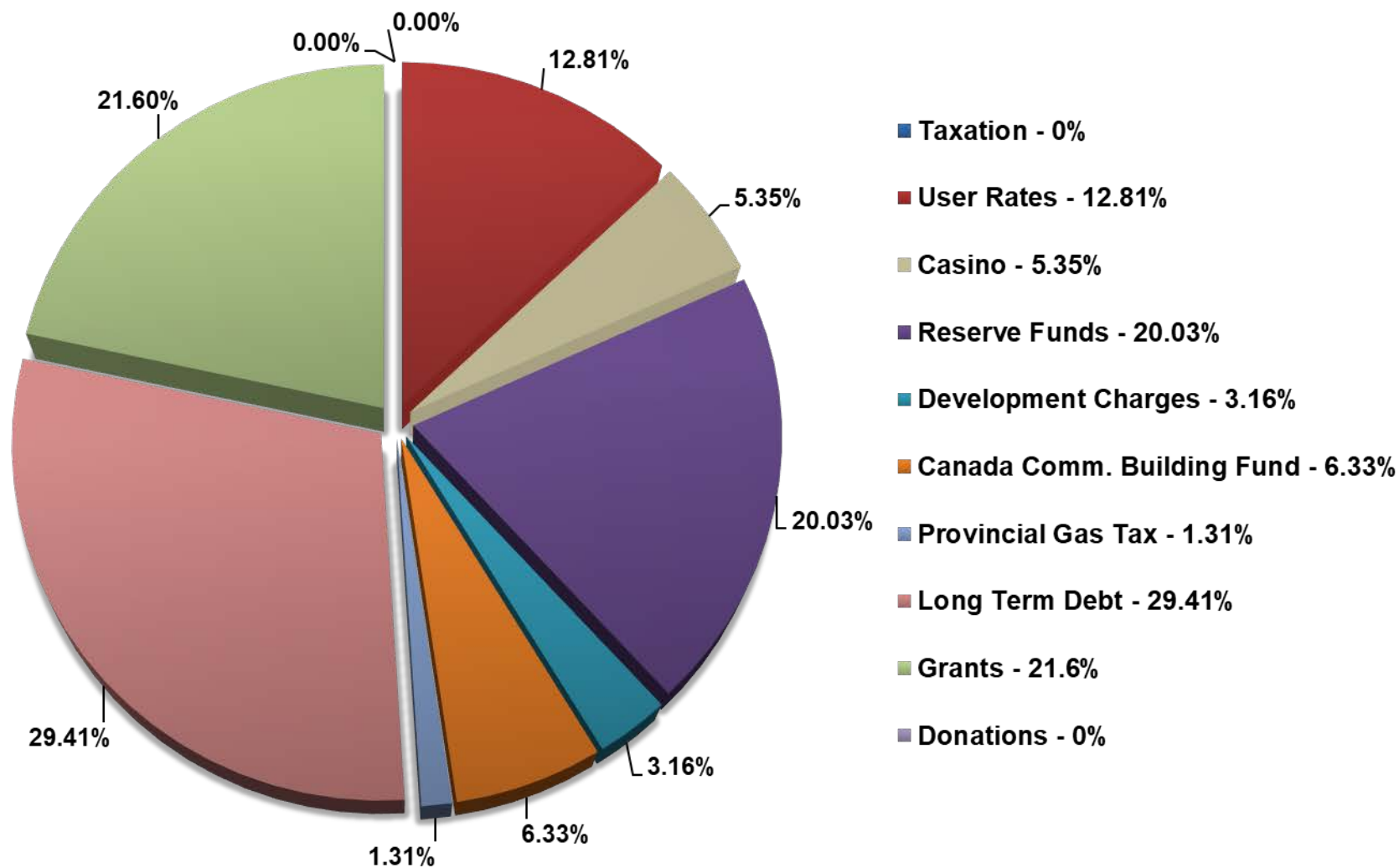
Category	#	\$
Renewal and Replacement	14	\$16,317,000
New Infrastructure	4	551,000
Total Combined Services	18	\$16,868,000

Projects of Significance;

- Wastewater Treatment plant renewal \$13.0M
- Watermain relining – annual program \$2.1M



2023 Capital Budget Financing





2023 Operating Budget Impact

Increased Operating Costs:

- The Capital Budget includes new capital assets and infrastructure which will have direct impacts on future operating budgets (i.e. fuel, energy, staffing, maintenance, reserve contributions, etc.)
- Operating impacts are identified in each Capital budget sheet. An increase to capital reserve fund contributions totaling **\$543,500** represents additional capital requirements due to new asset additions. These will be included as base adjustments in the Operating budget.
- Additional asset management contributions will be recommended as part of the continued strategy to bridge the City's infrastructure gap



2023 Capital Budget

Thursday February 23, 2023 at 9:00 am
Meeting Location: City Hall

More information; www.Belleville.ca/budget